

HOME LEARNING

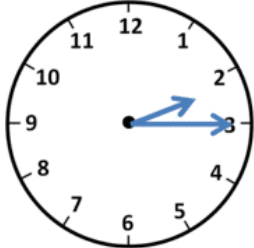











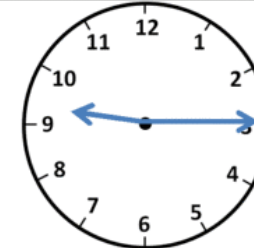
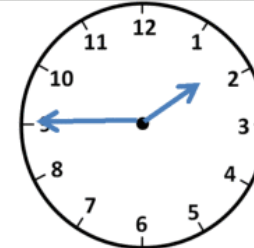
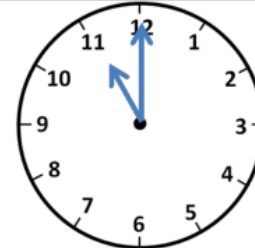
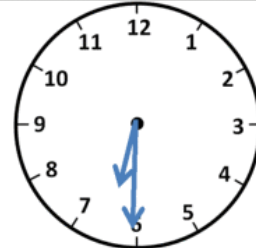
Develop understanding of time

Essential learning:	<ul style="list-style-type: none">• Know and use O'Clock; 1/2 past; 1/4 past and 1/4 to
Practising:	<ul style="list-style-type: none">• Read and set the time on analogue clock (5 minutes increments past and to the hour)• Read and set the time on analogue clock (1 minute increments past and to the hour)
Learning about:	<ul style="list-style-type: none">• Understand and use 12 and 24 hour digital time
Extension:	<ul style="list-style-type: none">• Use a timeline to find the difference between two times


Contents:

Worksheet 1	Reading and setting the time 1
Worksheet 2	Reading and setting the time 2
Worksheet 3	Reading and setting the time 3
Worksheet 4	Digital time
Worksheet 5	Timelines

Write the correct time underneath each clock.

			
2:15			
			
			
			

What Time Is it?





























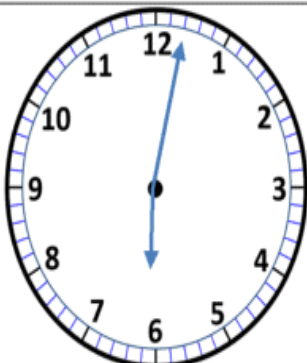


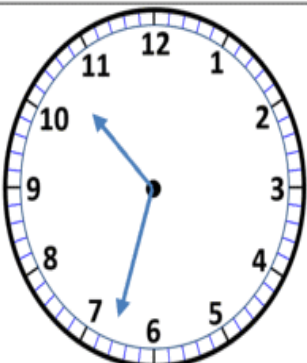





Worksheet 3 Reading and setting the time 3

Write the analogue time beneath each clock

Example 23 minutes past 8

Draw lines to match the correct digital time to each clock.



7:40

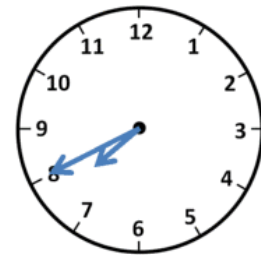


1:15

6:05



5:10



8:20



10:45

Worksheet 5 Timelines

Find the elapsed time between the start time and the finish time. You can use the timelines to help you find the number of hours and the number of minutes.

Solve each problem.

1) Start: 2:40

Elapsed: _____

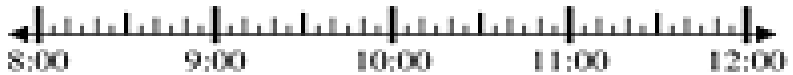
End: 4:15



2) Start: 8:10

Elapsed: _____

End: 10:45



3) Start: 12:45

Elapsed: _____

End: 2:10



4) Start: 11:25

Elapsed: _____

End: 12:55



5) Start: 10:35

Elapsed: _____

End: 12:50



6) Start: 6:15

Elapsed: _____

End: 7:25



7) Start: 4:55

Elapsed: _____

End: 6:25



8) Start: 2:30

Elapsed: _____

End: 4:50



